



# North Carolina Ports Serving The Future & Building Together


AHFA Update  
NC Ports CCO - Hans Bean  
June 14, 2022

# Logistics in the New Normal

- COVID rebound & reset
- Ongoing shift dynamics
  1. Demand, supply & consumer pattern shifts
  2. Organizational & strategy shifts
  3. Geographic & supply chain model shifts
- NC solutions & opportunities

# Capital Improvements

\$256 Million Infrastructure Improvements Plan	
Project	Status
Berth Expansion	Complete
212' Air Draft Clearance	Complete
3 Neo-Panamax Cranes	Operational
Turning Basin Expansion – Phase II	Complete
Container Yard Expansion Master Plan	Underway
Refrigerated Yard Expansion	Phase I Complete / Phase II Underway
Gate Complex + Terminal Operating System + Community Access Portal + Chassis Yard	Operational
Wilmington Harbor Navigation Improvement Project	Conditionally Authorized

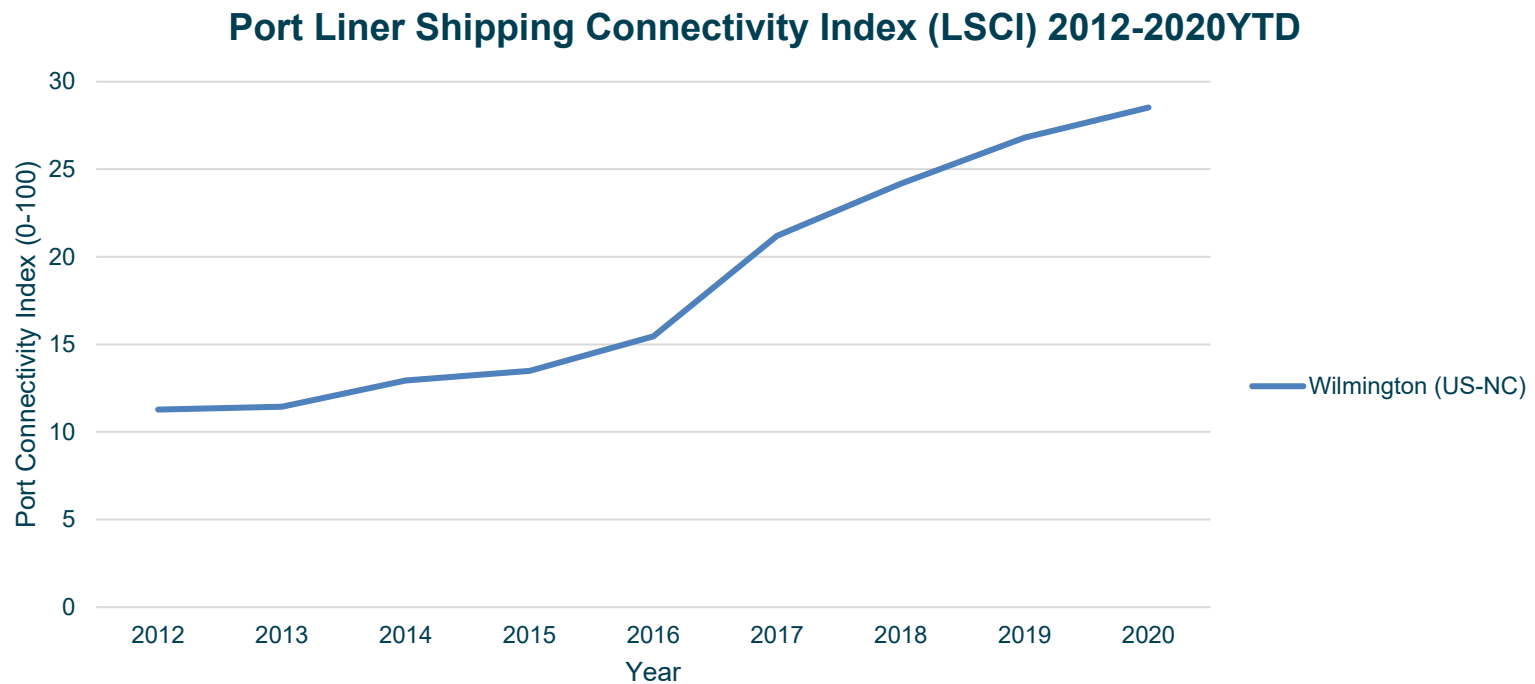


# Big Ship Experienced



# Greater Trade Connectivity

- Port of Wilmington #1 fastest growing LSCI by any U.S. port 2012-2020



\*\*Source: The **Liner Shipping Connectivity Index (LSCI)** - United Nations Conference on Trade + Development

# Defining Performance Excellence

What Good Looks Like ➔ Productivity, Fluidity, Connectivity, Growth

## Container Port Performance Index (CPPI)

- #1 North America for ports under 500,000 TEUs annually
- #4 North America
- #49 Globally out of 370 ports

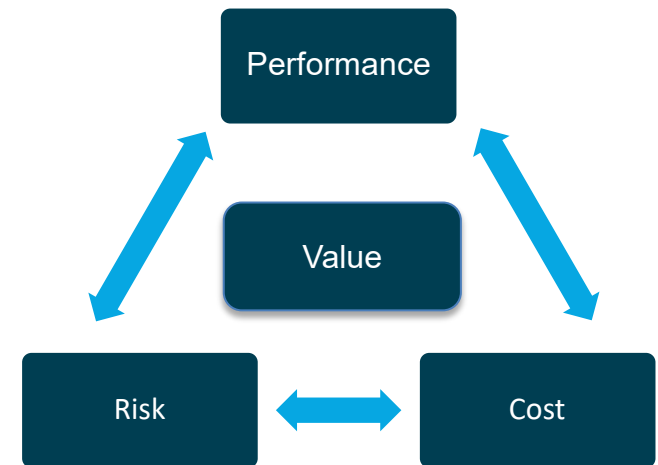
- 
- #1 in North America for Overall Productivity – Journal of Commerce (JOC)
- 

## Metrics Driven

- Vessel productivity – 39 net moves per hour
- Gate productivity – Single turn: 19 minutes / Dual turn: 32 minutes

# Navigating The New Normal

- **Diversification – Multi-Gateway Strategies**
  - Network balance, resiliency, risk mitigation
- **Efficiency & Performance**
  - Metrics driven
  - Best on the East Coast (JOC)
- **Visibility, Simplicity & Priority**
  - 1 port, 1 team, integrated rail & inland port
- **Value Delivery – Holistic & Measurable**
  - Best customer experience
- **Smart Growth**
  - NC – best gateway & market combination



**Optimal Balance  
with  
Value & Service Delivery**

# Adapting & Building for Disruption

Industry Focus → Apply “What Good Looks Like”

- Flexible models: ACTIVE & TESTED
- Picking partners: Ocean / 3PL / Truckers / PORTS
- Proximity advantage: costs, miles, time, CO2 savings FAVORABLE
- Gateway Reach: trucking / conversion points / inland port
  - Extensions: Queen City Express and Charlotte Inland Port
- Increase value delivery & continue building for longer term



# Choosing Calmer Waters: NC Ports

**Our Focus**  **Deliver Best Options To Serve You**

- Positioned for Growth - Prepared for the Future
- Global Coverage - Expanding connectivity & vessel services
- A Team Built to Serve - Developing the talent pipeline
- Supporting Business Growth & Economic development

**Strategic & Operational Alignment**