

JUNE 2024



**SOUTH
CAROLINA
PORTS**





**SOUTH
CAROLINA
PORTS**

PORT OF CHARLESTON

- Deepest Port on U.S. East & Gulf Coasts
- An Operating Port that is Fluid
- Gateway to Booming Southeast

STRATEGIC PRIORITIES



**SOUTH
CAROLINA
PORTS**



Advance Operational Excellence



Grow and Anchor Our Cargo Base



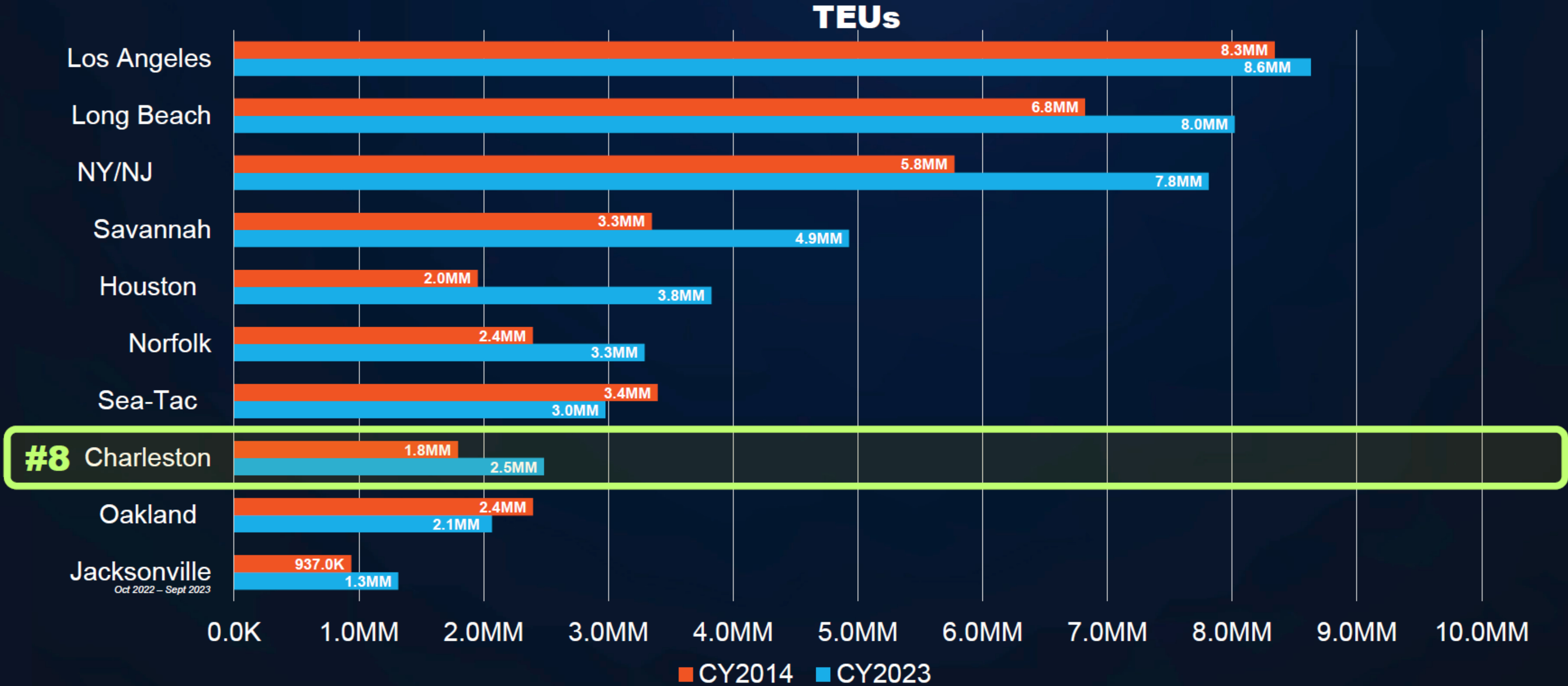
Deliver Critical Infrastructure



**Care For Our Port Team Members and
Maritime Community Teammates**

2023 TOP 10 US CONTAINER PORTS

TEU 10-YEAR PERIOD COMPARISON / CY2014 – CY2023



Source: AAPA & individual port websites
 2023 Jacksonville reports on FY starting Oct 1

2023 TOP 10 US CONTAINER PORTS

CAGR BY REGION / CY2014 – CY2023

WEST COAST
0%

*Continued shift of volumes
from US West Coast to US East Coast*

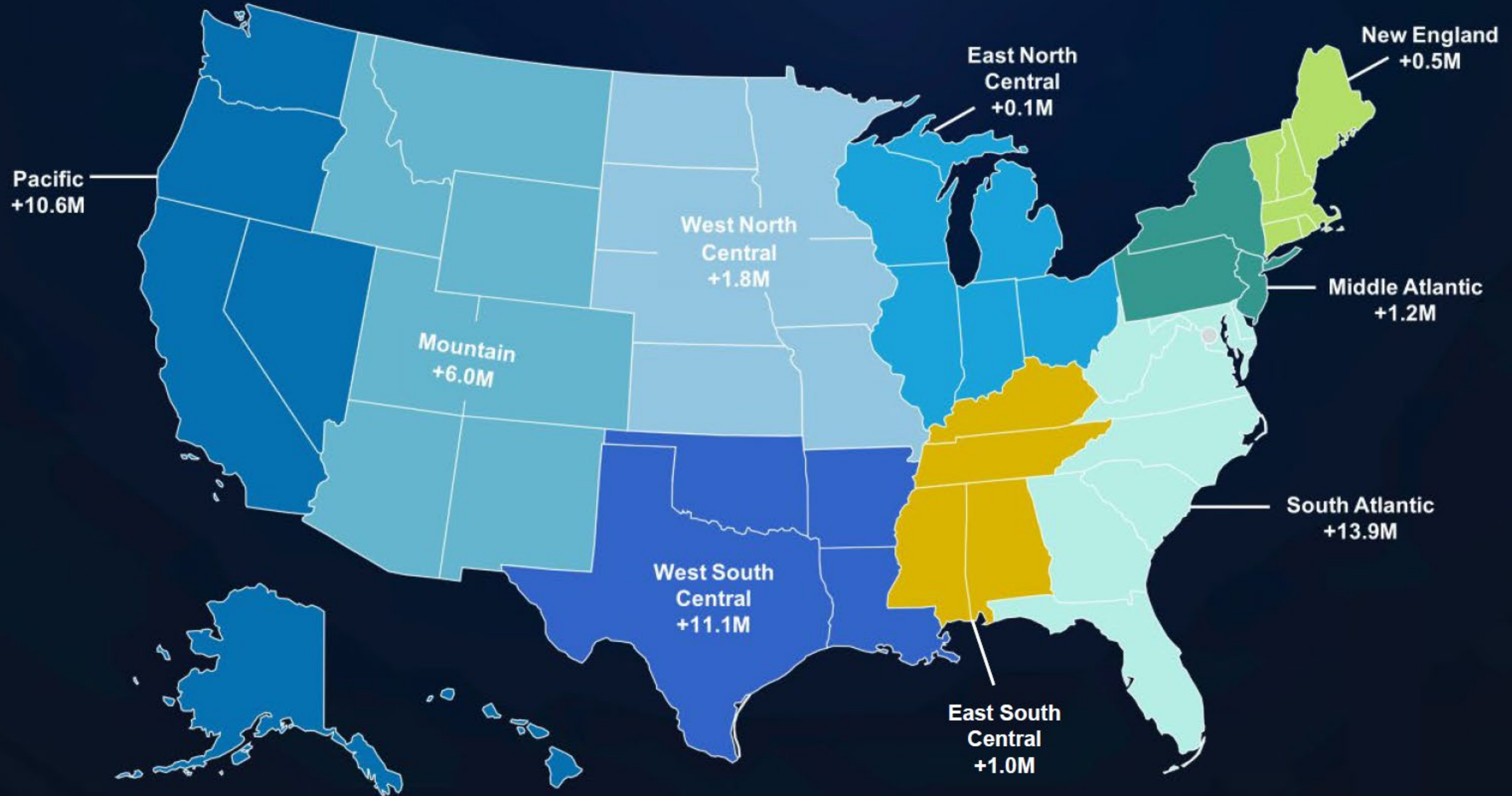
EAST COAST
↑4%

GULF COAST
↑8%

 SOUTH CAROLINA PORTS

PEOPLE, INDUSTRY DRAWN TO THE SOUTH

2022 – 2040 POPULATION GROWTH



INVESTING IN CAPACITY & GROWING SHARE

- More than \$3B of capital investment in 15 years
- Advanced manufacturing successes continue in South Carolina - EV, Solar
- Retail successes continue providing international and domestic opportunities for growth
- Transload opportunities provide strong examples to grow intermodal market shares
- The Southeast will continue to grow at 2x the US port market



\$3B CAPEX, DOUBLING CAPACITY



Wando Terminal Refurbishment



Leatherman Terminal Phase 1



Harbor Deepening – 52 ft



Inland Ports



SMART Pool™ Chassis Program



Navy Base Intermodal Facility/Wando Barge



Leatherman Terminal Phases 2 & 3



North Charleston Terminal Modification

SC PORTS CAPACITY IS WELL PLANNED FOR THE FUTURE

	2024 <i>TEUs in millions</i>	2033 <i>TEUs in millions</i>	2040 <i>TEUs in millions</i>	2050 <i>TEUs in millions</i>
WANDO WELCH TERMINAL	2.4	2.4	2.4	2.4
HUGH K. LEATHERMAN TERMINAL	0.7	<u>2.4</u>	2.4	2.4
NORTH CHARLESTON TERMINAL	0.5	0.5	<u>2.4</u>	<u>5.2</u>
TOTAL	3.6 MILLION TEUS	5.3 MILLION TEUS	7.2 MILLION TEUS	10 MILLION TEUS

GREER IS A PROVEN MODEL

1.2 MILLION RAIL LIFTS IN 10 YEARS



Record rail lifts in CY2023 totaling 175,873
26% increase from previous year

Powerful alternative to ATL & CLT

Diversified the cargo base in Greer

BMW now only 17% of imports, 28% total

Attracted new import DCs, leading brands

Growing exports with major shippers

More coming, spec space in the pipeline

Expansion to be complete in Q4 2024



Continental



ingevity



DOLLAR GENERAL

VISUAL COMFORT & Co. Est. 1987

StanleyBlack&Decker

TOP RETAILERS CHOOSING CHARLESTON



Image by Walmart February 2022

Walmart

#1 U.S. IMPORTER

- 3 Million SF DC opened in 2022
- Dedicated dotcom facility
- Sam's Club DC
- Transformational volume

HOUSING-RELATED SUPPLIERS



GE APPLIANCES
a Haier company



TWIN STAR
HOME



SAMSUNG

B E R N H A R D T

VISUAL COMFORT & Co.



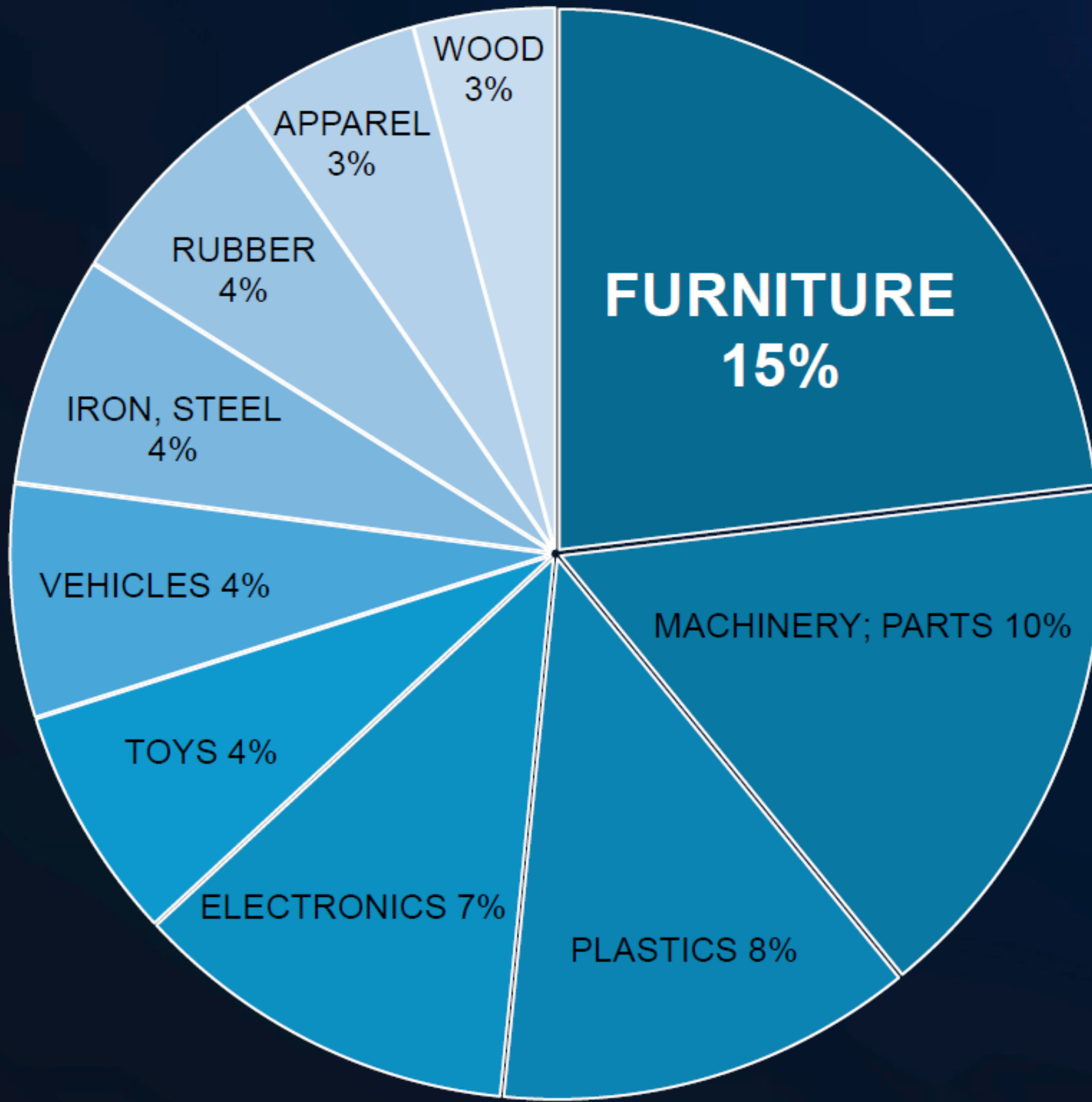
Dockzilla transload facility just outside HLT

TARGET

#2 U.S. IMPORTER

- Innovative facility opened in 2022
- Swift transload from container to 53ft dry van
- Delivered solution in just 6 months

U.S. TOP IMPORTS BY COMMODITY



- Furniture continues to be the top U.S. import
- West Coast / East Coast now has a 50/50 split for furniture imports
- Shift of sourcing from China to Vietnam gives Southeast ports an advantage
- SE Asia trade lane has almost tripled in the last 10 years – which will only continue to strengthen the Southeast ports

A SUPPLY CHAIN BUILT FOR FURNITURE

- Ocean coverage & strong network of service providers that specialize in furniture
- Close to your DCs & High Point's traditional furniture market
- Immediate import availability upon discharge
- Truck turn times less than 45 minutes
- Solutions for tracking, managing, & reporting on containers





**SOUTH
CAROLINA
PORTS**

THE WORLD CONNECTS HERE

THANK YOU